

Topdeck

SAIL & SWIM: CROATIA PLUS







TOPDECKER, meet Europe (TD)

TRIP VIBE = fun in the sun with refreshing swim stops, jaw-dropping scenery and time to hang with your crew. If a traditional Croatian sailing boat was vanilla ice cream, then our Plus boats are the sprinkles on top. Yep, you'll still get bluer-than-blue swim stops, jaunts into ancient towns and stunning cities, and landscapes so good it actually hurts. But our Plus boats come with a few extra creature comforts. We're talking bigger en suite rooms – and maybe a hairdryer (minds will be blown). Fresh linen and towel changes. Included hot buffet breakfasts and three-course-freshly-cooked-by-the-crew lunches. Plus, loads of deck space for all those great times with the gang. Been dreaming of cruising the Adriatic like the high-balling-but-budget-busting traveller you are? Meet your perfect match.

WORTH NOTING...

This itinerary is subject to change depending on weather and mooring conditions. Avoid bringing large luggage aboard the boat

WHAT YOU NEED TO KNOW

 Sail & Swim	 Nights
 Download app	 Meals

as there is limited storage space. We recommend a soft backpack or rucksack. Tipping is standard in Croatian culture, and all our Croatian crew work tirelessly over the 5-month summer period to ensure all passengers have the best trip possible. If you're happy with the service the crew provides, we encourage the contribution of a small tip (around €10) for each local crew member. Your Topdeck Sailing Representative will not expect, nor ask for, any tips as per our No Tipping Policy.

Thanks for choosing to holiday with Topdeck

Ready for the time of your LIFE?

The countdown's on...

ABOUT YOUR TRIP NOTES

These Trip Notes contain everything you need to know before your trip departs – from where to meet your Topdeck fam to what we suggest you bring.

Read them on the train, in the supermarket queue or on the loo – we don't mind, just look through them carefully so you know what to expect on your trip. We recommend you download this document so it's with you when you travel (and give a copy to your MVPs so they know what you're up to).

IMPORTANT: please refresh this doc as close to your departure as possible. This means you'll have the most up-to-date info available.

INCLUDED EXPERIENCES

- Visit Hvar Fortress (entrance not included)
- Orientation walk of Korcula Old Town with Trip Leader
- Walking tour of Dubrovnik with local guide

YOUR TRIP WILL START

PICK UP:

Split
Croatia

YOUR TRIP WILL FINISH

DROP OFF:

Split
Croatia

TRIP CURRENCIES

- Croatia - EUR

YOUR ITINERARY

DAY 1 | SPLIT (CROATIA) – HVAR (DALMATIAN ISLANDS)

Ready to spend your day horizontal on a sun-soaked deck. Diving head-first into translucent aquamarine water. Exploring the cobbled streets of ancient towns. And eating alllll the seafood, stew and sauce-drenched pasta your speedos can handle? We thought so. Meet your awesome AF new crew in Split, then we'll away anchors and motor to our first swim stop. Next: grub's up – time to test how stretchy those swimmers really are with our first group lunch. And later, we'll go for a stroll up to the fortress for some I-N-C-R-E-D-I-B-L-E views. Tonight, there's an optional BBQ dinner aboard the boat. Dig in, me hearties.



MEALS:

- Lunch



INCLUDED TODAY:

- Visit Hvar Fortress (entrance not included)



OPTIONAL ACTIVITIES:

- BBQ dinner aboard the boat: from 110 HRK

DAY 2 | HVAR – KORCULA

Rise and shine sailors! Or sleep in – you do you. This morning is all about refreshing swim stops and embarrassing belly flops (soz, we mean world-class diving), plus seriously good food served up by our very own on-board chef. Later, we'll sail on to the (supposed) home of Marco Polo. Known for its dry Croatian wine and dense pine forests, we'll hit the cobblestone alleys for an orientation tour. Then? The afternoon is yours for the taking. You could climb to the top of Massimo's old-school tower for a colourful cocktail. Or round up the fam and go on a treasure hunt for some black risotto (disclaimer: prepare for sexy Victorian-era stained teeth).



MEALS:

- Breakfast
- Lunch



INCLUDED TODAY:

- Orientation walk of Korcula Old Town with Trip Leader

DAY 3 | KORCULA – DUBROVNIK (CROATIA)

What's your plan of action this morning? Swim? Sunbathe? Stuff (your face)? It's the perfect opportunity to peel open that new pack of playing cards – Go Fish, anyone? This afternoon, we'll dock at the most famous walled city in Europe. Thanks Game of Thrones. Take a moment to regret that big lunch as we squeeze through Dubrovnik's narrow cobblestone streets with a local guide. And later? Head to Bu~a Bar for relaxed cliffside bevies. Or party like it's 1599 at the world-renowned nightclub inside a 16th-century fortress. Damn, the olden days were wild.



MEALS:

- Breakfast
- Lunch



INCLUDED TODAY:

- Walking tour of Dubrovnik with local guide

DAY 4 | DUBROVNIK

Don't be fooled. Dubrovnik is so much more than snapping a selfie on some steps. Though you can totally get your fill of GOT with a Cersei-themed tour today, if that's your thing. Rather take to the water? Sign up to a sea kayaking excursion – swim stops at the island of Lokrum included. Get your fix of awesome views with a stroll along the ancient city walls, or take the cable car up Mt Srd where there's #nofilter required. Then tonight: hit the d-floor for round two. Or find a local wine bar to sample Croatia's tasty grape-juice. DE-lish.



MEALS:

- Breakfast
- Lunch



OPTIONAL ACTIVITIES:

- Sea kayaking around the ancient City Walls of Dubrovnik: from 270 HRK

DAY 5 | DUBROVNIK – MLJET (DALMATIAN ISLANDS)

Shake off last night's antics with another all-you-can-eat breakfast and scenic AF swim stop. Today: it's on to Mljet. Despite its lack of vowels, this place is pretty spesh. Once we dock, you've got the whole afternoon to simply do you. Our suggestion? Opt in to explore the National Park. Hire a bike and whiz around on two wheels. Take a boat over the Islet Melita and check out the monastery. Or jump in a kayak and go for a paddle. Tonight, there's an optional Captain's dinner aboard the boat to get stuck into. All in favour? Aye, aye!



MEALS:

- Breakfast
- Lunch



OPTIONAL ACTIVITIES:

- Visit Mljet National Park: from 115 HRK
- Captain's dinner aboard the boat: from 170 HRK

DAY 6 | MLJET – MAKARSKA (CROATIA)

Land ahoy! Time to set a course for the Makarska Riviera, one of the best unsung holiday spots in Europe. Score a spot at the bow (front) of the boat for the ride in – the view is going to blow. your. mind. Then, this afternoon is totally up to you. Take a stroll along the pretty promenade. Unleash your inner thrill-seeker with a side of adrenaline-pumping water sports. Lounge about on the pebbly beach. Or sip on a cold beer at one of the beachfront bars. Don't forget to ask your Topdeck rep for some dinner recommendations – the seafood here is ridiculously good. Tonight, prepare to party pirate-style at Deep (think: cave club).



MEALS:

- Breakfast
- Lunch

DAY 7 | MAKARSKA – SPLIT

Ok, nobody panic – this is our last day together. So make every second count. Savour one last swim stop before we pull into Split this afternoon. Ready to roam like a Roman and discover a few thousand years of history? Opt in for a walking tour and tick off the likes of Diocletian's Palace, Saint Domnius Cathedral and the Riva. Or head up to Prva Vidilica Na Marjanu for immense sunset views over the city. This is what you came for. Tonight, gather the gang for one last dinner together and give this epic nautical adventure the send-off it deserves!



MEALS:

- Breakfast
- Lunch



OPTIONAL ACTIVITIES:

- Walking tour of Split with local guide: from 80 HRK

DAY 8 | SPLIT

After breakfast, it's time to walk the plank. Jk – but you do have to bid farewell to your fellow shipmates *sob*. Swap those Insta handles – you'll need them to plan next year's reunion trip. Who said the adventure has to end here? Get booking the cheapest flight to Rome. Race you!



MEALS:

- Breakfast

OTHER INFORMATION

TOPDECK APP

Feeling appy? Download the Topdeck app and get PUMPED for the adventure ahead. Best bit is: from 45 days before departure you'll be able to chat with your soon-to-be tripmates.

Plus, get your itinerary at your fingertips – so you know where you'll be going and what you'll be doing on each day of your trip. Nice!

Links:

Apple <https://apps.apple.com/gb/app/topdeck/id994727866>

Android <https://play.google.com/store/apps/details?id=com.FlexiTechSolutions.TopDeck&hl=en>



YOUR SAFETY

NIGHTS OUT

We love a good night out – experiencing the nightlife and entertainment places have to offer is a big part of travelling. But alongside the fun it's important to be aware of your surroundings and personal safety.

When you're out late, remember to avoid walking alone – particularly through deserted areas like beaches and back streets. Always stick together, take a registered taxi where possible, and keep a note of your accommodation so you can find your way back to your fellow Topdeckers if you become separated. Make sure you have your trip mates' mobile numbers in case you need to get hold of them while out and about.

In some countries, alcoholic measures can be considerably larger than what you may be used to. Try to keep track of what you're drinking – and if you see one of your trip mates looking a little worse for wear, take them back to your accommodation. Never leave your drink unattended.

It's also important to be aware that what you might consider harmless flirting may be interpreted differently in some countries. Be yourself and have fun, but stay savvy – you don't want to find yourself in an uncomfortable situation.

DRUG USE

Topdeck has a strict zero-tolerance drug policy. Customers should not bring any illegal substances onto the Topdeck coach or into any of the accommodation we stay in on our trips. This includes marijuana – even if it is legal in some of the states your trip passes through. If you are found in possession of drugs, you will be removed from the trip immediately. All instances of drug possession will be reported to Topdeck Head Office, who may consider alerting the relevant authorities.

REMEMBER: if you are found in possession of drugs, not only do you risk getting in trouble with the local police, but our Driver will also be held responsible if they are found on the Topdeck coach. Trust us, you don't want that to happen to any of our Drivers – they're awesome.

MENTAL HEALTH AND WELLBEING

Culture shock, homesickness, random periods of feeling down – these things happen and are totally normal. You can rest assured that if you're feeling low, your Topdeck crew will do their utmost to cheer you up.

Measures you can take to look after your mental health and wellbeing while on the road with us are:

- Call home. Sometimes it's nice to hear a familiar voice and have a good old-fashioned catch up with your loved ones
- Eat well. Never underestimate the power of a good, wholesome meal. Nobody feels at their best when they're hungry!

- Drink responsibly. Not only will you swerve the dreaded hangover, but by keeping an eye on what you drink you could also avoid getting into any potentially uncomfortable situations
- Talk to your Trip Leader. Don't forget, they're probably far from home too – so they're sure to know some tried- and- tested ways to beat the blues
- Integrate with your fellow Topdeckers. This one is key! The more fun you're having on your trip, the less likely you are to feel homesick (fact!)

TRAVEL SINCE COVID-19

Travel looks a bit different since COVID-19. That's why we've put some new procedures in place to help keep you safe on the road.

What remains the same? Your Topdeck trip will be run hygienically, responsibly, and with your safety at the forefront of everything we do. End of.

Here's the info: <https://www.topdeck.travel/resources/travel-safely>

RESPECT ON THE ROAD

RESPECTING FELLOW TRAVELLERS

Our trips are for everyone. We're a family – and we want every Topdecker to have an incredible time.

What we're not about is excluding people or making them feel like they don't belong. That's why we always encourage Topdeckers to be kind and courteous to their fellow tripmates . The golden rules? Respect each other's space, be mindful of causing excessive noise in shared accommodation, and treat others how you'd wish to be treated. Easy!

HOW TO BE A RESPONSIBLE TRAVELLER

Responsible travel isn't difficult to achieve. With a little conscious thought and preparation, you can have an awesome adventure AND a positive impact on the places you visit. Sweet!

Here are five things you can do to ensure you're travelling responsibly:

- Conserve water. You know the drill – reuse your room towels, take short showers and remember to turn off the tap when you're brushing your teeth
- Reduce your waste. Ditch the plastic bag, refuse unnecessary packaging, dispose of your waste responsibly and recycle as much as possible
- Go local. Hunt down locally owned and operated restaurants and bars, shop in local markets, and book tours and activities run by local guides
- Consider the wildlife. Avoid any attractions that involve closely engaging with wild animals
- Respect local people and culture. Obeying local laws is a given – but also remember to dress and behave in a manner appropriate to the community. Be polite and keep an open mind!

INSURANCE

Before your trip departs, it's compulsory for all passengers to take out comprehensive travel insurance covering cancellation, medical expenses (including repatriation), loss or damage to baggage and personal belongings, money and personal liability.

Head to our FAQ for more info: <https://www.topdeck.travel/resources/faqs-0>

Got more Qs? Chat with our Customer Service team: <https://www.topdeck.travel/about-us/contact>

PASSPORTS AND VISAS

Please make sure your passport is valid for at least six months after the last day of your trip. Some countries will refuse entry if you do not have at least six months validity remaining on your passport after your departure date. Depending on your nationality, you may require a visa to enter certain countries.

It is your responsibility to obtain visas prior to your trip's departure. To determine which visas you'll need, you can consult either your own government's website or the government websites of the countries in which you will be travelling. Check out our handy interactive map showing global visa requirements:

<https://www.topdeck.travel/resources/latest-border-restrictions>

PLEASE NOTE: some visas can take up to six weeks to acquire, so don't leave it until the last minute. Also, bear in mind that the validity of a visa often runs from its date of issue rather than the date of entry into the country. Please check with the appropriate embassy/embassies prior to departure, as requirements do change periodically.

TIPPING

Basically: it's not necessary.

Your Trip Leader and Driver don't expect tips, and they won't ask for any either. Meaning? More dollar to spend on optional activities (and a souvenir for your nan).

WHAT TO BRING

Based on our experience, these items are key. Everyone's different though – so if you want to bring more or less, go for it (as long as you don't exceed your 20kg allowance, that is!).

Off to Japan? Your luggage must be no bigger than 160cm in total (height x width x length). So maybe leave the hairdryer at home.

Psst: this is a packing list for Topdeck trips in general. Obv you'd look silly splashing around the Greek islands in a snowsuit.

- 1 pair of comfortable walking shoes + 1 pair of smart casual shoes
- 1 pair of thongs/jandals/flip-flops
- 2 pairs of jeans/trousers
- 2 pairs of shorts/skirts
- 4 shirts/T-shirts
- 2 sweaters/jumpers
- Smart casual evening wear
- 1 warm jacket + 1 rainproof jacket

- Underwear and socks + swimwear
- Towel
- Toiletries
- Hat and sunscreen
- Basic medical kit (including plasters, aspirin etc)
- Adaptor plug
- Reusable water bottle
- Snow gear



THAT'S IT!